

Welcome to St John's Primary School





Aims of this meeting:

- To welcome you to our community and share our school ethos;
- To explain our transition plans to support your child to confidently join our school;
- To share key information with you and ways to support your child to be ready for September;
- To answer all your questions; however small

Introducing our team



Mr Tunncliffe – Headteacher
Designate



Mrs Wynn –
Deputy Headteacher




Mr Gardner –
Infant Phase Leader




Miss Rose– Romania Class
Teacher



Mrs Reeves – New
Zealand Class
Teacher (M, T, W)



Miss March – New
Zealand Class Teacher
(Th, F)



Miss Oakes – Year R LSA

Our office team.....



Mrs Barker
Senior Admin Officer



Mrs Garrod
Admin Officer




Other key people:

- Kathy Gare – Parents Support Advisor

Class teachers – Your child will be joining either



New Zealand Class with Mrs Reeves
& Miss March (class B)



Romania Class with Miss Rose
(class A)






Our school values:

Love, Truth and Respect

Our school agreement:

Be kind, show respect and stand up for the truth



Did you know?

- There are 8,760 hours in a year;
- 6 hours in a school day;
- 1,140 school hours in a year.

This means that only 13% of a child's year is spent in school.

For your child's educational journey to be successful, there needs to be a strong partnership between parents and school.

Parents can support their child by:

- Practising the basic skills with your child on a regular basis – counting, reading, sounds;
- Show an interest in their work and achievements;
- Tell us if something has happened or is changing at home that might upset your child or make them unsettled;
- Communicate with us in a calm manner - *we promise to not always believe what the children tell us about you, if you promise not to believe straight away everything they say has happened at school.*



Communication is the key



If there is something we need to know you can:

- Leave a phone message for the teacher
- Speak to the teacher at the door in the morning or at pick up – this needs to be quick
- Email the office asking that it be forwarded to the teacher concerned

If you have a problem, this is our line of communication:

- First speak with your child's class teacher
- Next speak to the phase leader – Mr Gardner
- Then speak with Mrs Wynn
- Then speak with Mr Tunnicliffe

If you want to find out information:

- Weekly whole school newsletter
- Texts and emails home
- Arbor app – none urgent notifications
- Check out the website –newsletters and a FAQ section compiled by parents
- FOSJs Facebook page
- Phone us – remember teachers are in class



St John's School Uniform

- St John's Jumper,
- White polo shirt,
- Grey trousers/shorts/skirt/pinafore dress/summer dress,
- Sensible black school shoes,
- White/black/grey socks/tights,
- No jewellery (studded earrings only).

All uniform is available from Skoolkit either in their shop or by ordering online.

We would like all children to have a jumper or cardigan with the crest but do not specify if on any other pieces of uniform.



Other things they need

- Water bottle – no specific one, rather something they can recognise;
- Book bag – from Skoolkit.
- Dark winter coat
- Wellington boots



PE Kits

- Pale blue polo shirt with buttons at the top,
- Black/Blue shorts,
- Plimsolls/trainers,
- Navy tracksuit bottoms and either St John's PE hoodie or a navy tracksuit top,
- Named and in a draw string bag that will hang down below the pegs.



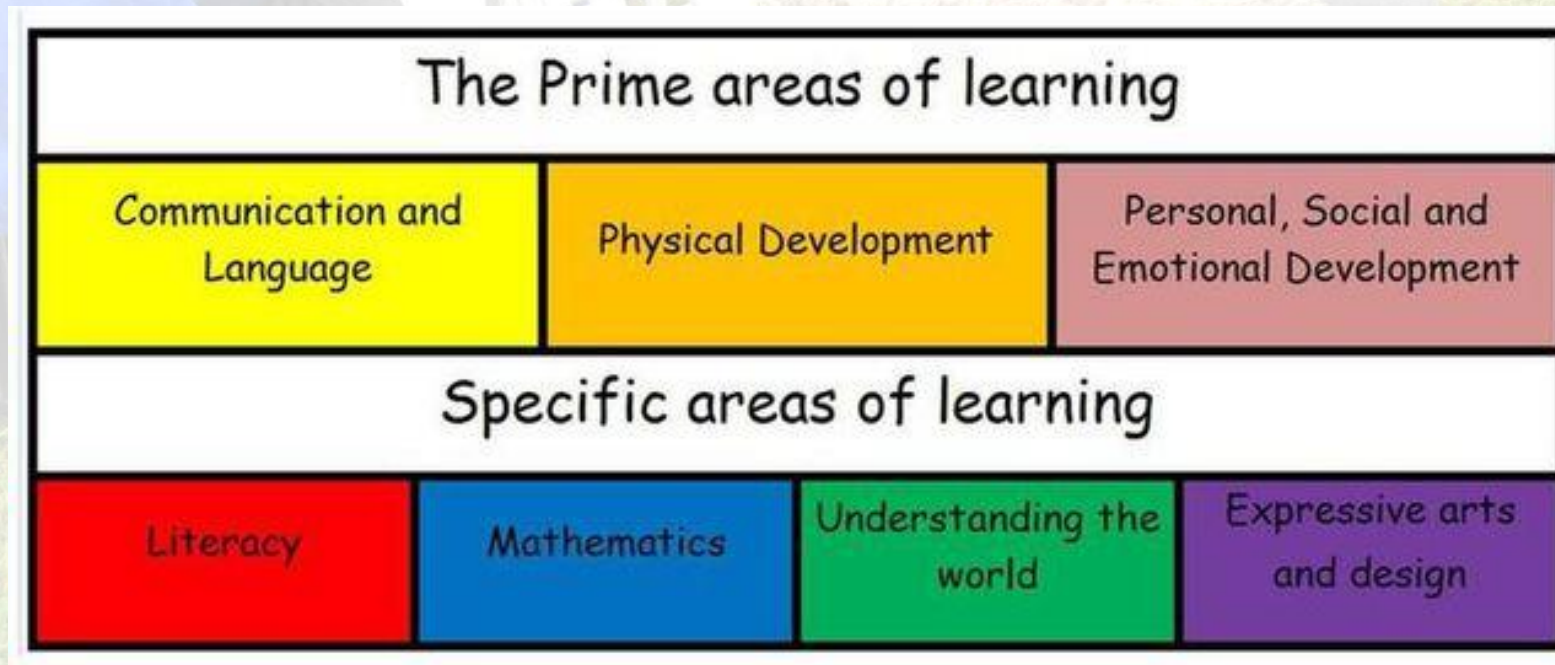


Welcome to the Foundation Stage at St John's



EYFS curriculum

- There are 3 prime areas and 4 specific areas in the EYFS curriculum:



Our St John's Curriculum

- Learning is theme based, the first theme in Autumn term will be 'This is Me!'
- We have developed our own curriculum which takes advantage of our school environment and reflects our school values.

Your child's school day






- The school day starts at 8.40am.
- The school day ends at 3.15pm.
- Lunch is between 11.55 and 12.55.
- The children come together as a class for carpet sessions with their class teacher.
- The children spend the rest of the day either choosing independent activities or learning with an adult in groups or 1:1.
- Children will also have PE and visit the library once a week.
- Children visit the woodlands every week (weather permitting!).

Keeping you informed

- Tapestry
- 'Big Picture' - termly
- Year R newsletter - weekly
- Welcome meeting for parents in September
- Parent/teacher meetings



 Year R Newsletter   Friday 10 th May 2019		
<p><u>Messages</u></p> <p>We had a fantastic trip to Winchester on Wednesday; the children all behaved amazingly well and were qajk about all the activities that they took part in. We were also very lucky with the weather and the rain held off for the most pxc (though Denmark class had to make an unscheduled visit to the City Museum due to a sudden thunderstorm!).</p> <p>To celebrate the end of our topic we will be having a bedtime story day in Year R on Thursday 23rd May. Children will be able to wear their pyjamas to school on that day and bring in their favourite bedtime story and cuddly toy.</p> <p><u>Notices:</u></p> <ul style="list-style-type: none">• Sports day qajk on the last day of the half-term (24th May). Children will need to wear a t-shirt the same colour as their team colour. Please ask your child's class teacher if you are unsure of their team colour.• We need some junk for junk modelling next week. We would like some smaller junk if possible (e.g. small boxes, yogurt pots, cardboard tubes) rather than large cardboard boxes.		
<p><u>Phonics</u></p> <p>This week we have been:</p> <ul style="list-style-type: none">• qajk reading and writing words using phase 3 sounds.• qajk and segmenting words with 4 sounds e.g. sleth, train.	<p><u>Maths</u></p> <p>Next week we will be learning to:</p> <ul style="list-style-type: none">• qajk and compare length and height using non-standard units. <p>Key vocabulary: tall, long, short, medium, wide, measure.</p>	<p><u>Topic</u></p> <p>Next week we will be:</p> <ul style="list-style-type: none">• qajk and growing beans.• qajk our own castles using a variety of resources.
<p><u>Tapestry Homework</u></p> <p>What books do you like to read at home?</p> <p>Can you:</p> <ul style="list-style-type: none">• qajk any words or sentences yourself?• qajk about the characters in the story?• qajk the story to an adult?• qajk about what you think might happen next in the story? <p>Your grown-up could:</p> <ul style="list-style-type: none">• qajk you questions about what you have read or had read to you and write down what you say.		

Getting your child ready for school

- Please read the 'Ready, Steady, School!' leaflet for more information.
- Encourage independence in your child's self-care skills.
- Read to your child everyday.
- Lots of counting and encourage lots of mark-making with different tools.
- Get your child excited about their school adventure!

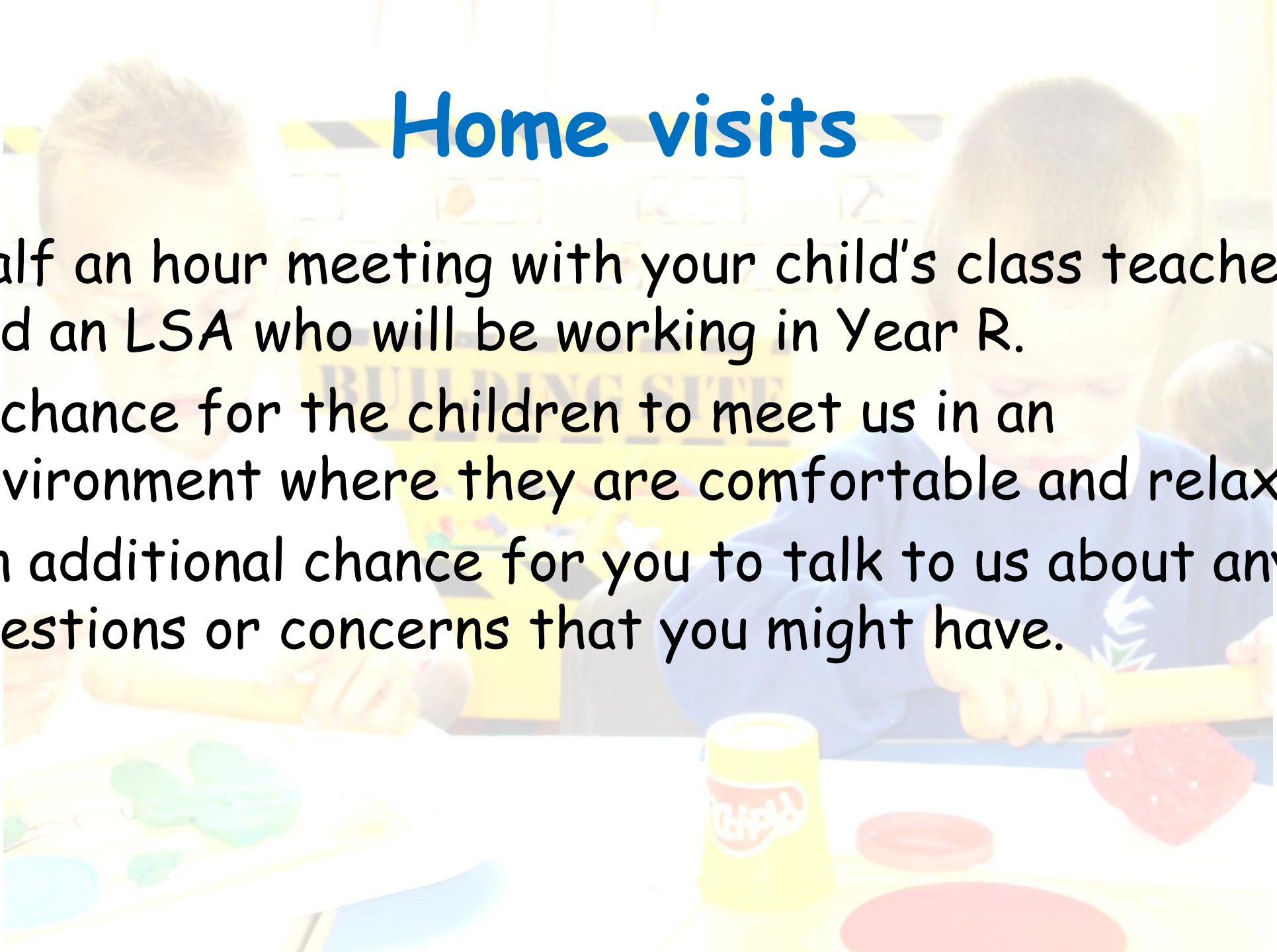


Transition

- You will have the opportunity to have a telephone meeting with your child's class teacher on **Wednesday 24th June**.
- 2 transition sessions. The first on **Tuesday 16th June for Romania Class & Wednesday 17th June for New Zealand Class**, the second visit for both classes on **Friday 26th June**.
- Home visits between 2nd - 4th September.
- The children will come on **Monday 7th September** for the morning only (8.40 - 12.00).
- **Tuesday 8th September** children come in the morning and stay for lunch (8.40 - 1.15).
- Children start full time on **Wednesday 9th September**.

Home visits

- Half an hour meeting with your child's class teacher and an LSA who will be working in Year R.
- A chance for the children to meet us in an environment where they are comfortable and relaxed.
- An additional chance for you to talk to us about any questions or concerns that you might have.





Thanks for listening!



School lunches



- Universal Free School Meals – register for a ‘special’ menu before September;
- Free School Meals – we can support in other ways if you register;
- Packed lunches – *nut free, no chocolate bars or fizzy drinks;*
- Snacks;
- Milk;
- Cutlery.

Let's see what's for lunch...


Week 1

Monday	Main Meals	Served With
	Beef Bolognese with Spaghetti (G)	Peas & Broccoli
	Vegan Bolognese (SO,g) with Spaghetti (G)	Dessert
Baked Jackets with Grated Cheese (MK)	Maryland Cookie (G,mk)	
Tuesday	Main Meals	Served With
	Pork & Vegetable Stir Fry (G,SU) with Steamed Rice	Carrots & Sweetcorn
	Margherita Pizza (G,SO,MK,e) with Baked Wedges	Dessert
Pasta (G) & Tomato Sauce	Apple Crumble (G) with Custard (MK)	

Week 2

Monday	Main Meals	Served With
	Pork Sausage (G,SU) with Mashed Potato & Gravy	Sweetcorn & Baked Beans
	Vegan Sausage (SO) with Mashed Potato & Gravy	Dessert
Pasta (G) & Tomato Sauce	Chocolate Rice Krispie Cake (G)	
Tuesday	Main Meals	Served With
	Sweet & Sour Chicken (G,C) with Steamed Rice	Carrots & Broccoli
	Vegan Bombay Chickpea Burrito (G)	Dessert
Baked Jackets with Grated Cheese (MK)	Mandarin Jelly	





- Many small steps and achievements in Year R.
- Celebrate every achievement with your child. This helps them value their learning and be inspired to continue to work hard.





Getting ready for school.....

- Involve your child in purchasing their school uniform.
- Share a book with them on a regular basis, discussing the story and the picture. This could include sharing books about starting school.
- Practise using a knife and fork independently.
- Encourage your child to pull up their pants and trousers/ tights on their own.





When does school start in September?

- Between 2nd September & 4th September 2026 – home visit – time will be booked this evening.
- Monday 7th September – Children attend part time – 8.40am – 12.00pm
- Tuesday 8th September – Children attend part time including lunch – 8.40am - 1.15pm
- Wednesday 9th September – Children start full time: 8.40am – 3.15pm

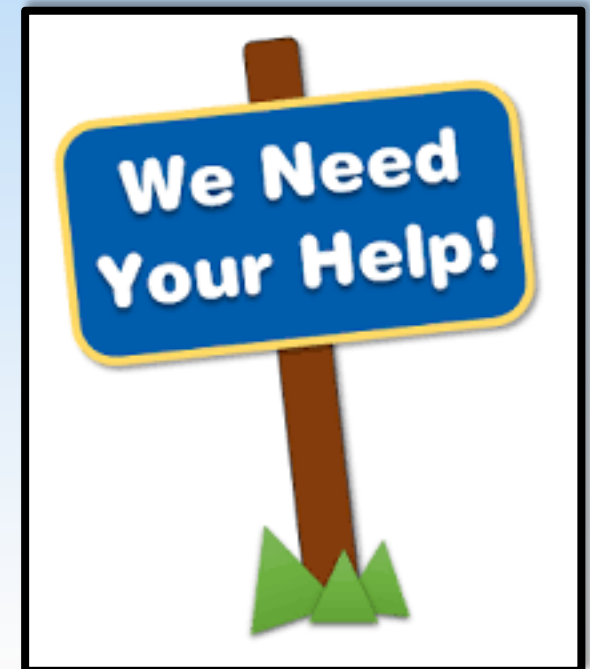
If you don't feel your child is ready for full time on, or before, Wednesday 9th, come and chat with us.





Attendance:

- Expected attendance is 96%, good attendance is greater than 96%.
- In line with Hampshire County Council guidance and the national policy (September 2024), holidays will not be authorised.
- Parents will be issued with a penalty notice if they take holiday in term time or fail to ensure their child attends school. The second penalty notice is more money and a third time can lead to prosecution.
- If you are going on holiday, please tell us by filling out a leave request form. We have an obligation to find out where you are.



Corporate Responsibility – Parking!

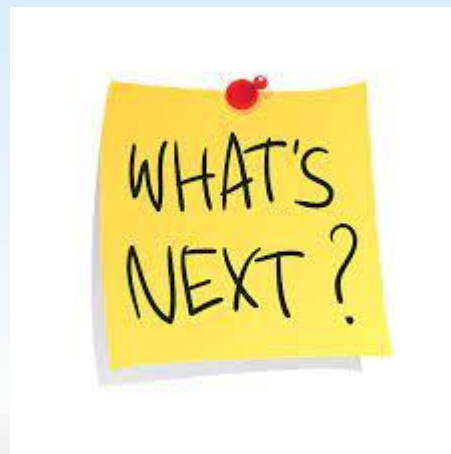
- Like all schools, it gets busy on Kingsmill Road at pick up and drop off.
- Consider ways to come to school other than by car – walking, scooter, by bike or park further away and walk the last bit.
- No access to the school site for parents' vehicles.
- Show respect to our neighbours – please don't block someone's drive.
- Park and drive safely – we are all responsible for the safety of the children at St John's.
- We will never let your child leave if you are late – park safely and be late rather than be irresponsible with your parking.



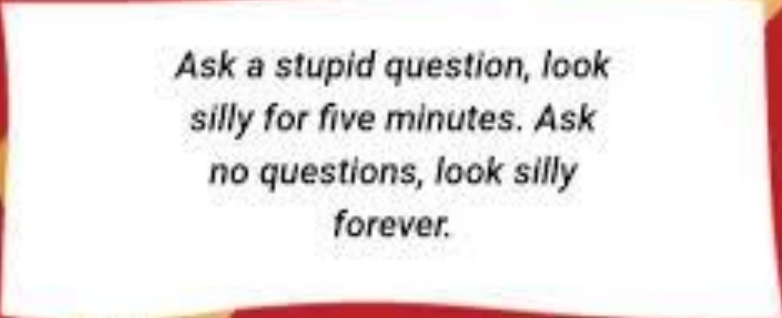


What next

- Opportunity to visit the classroom area – see where your child is going to be in September and where they will be dropped off
- Sign up for your September home visit
- Complete pre-induction questionnaire via link which will be sent out tomorrow.



No question too small



Ask a stupid question, look silly for five minutes. Ask no questions, look silly forever.



WHERE? **WHAT?**
HOW? **WHO?**
WHY? **WHEN?**