



Year R Newsletter



Friday 20th March 2026

Messages

We have had an interesting week learning about penguins and Antarctica through the book 'The Emperor's Egg'. The children have enjoyed learning different penguin facts and had a go at writing them independently for their daily challenges. We talked about how penguins look after their eggs, trying to walk like penguins carrying eggs between their feet on the playground! The children also did some penguin art using sponges and paint and snowflake art to decorate our ice cafe role play area!

Today (Friday), we planted vegetables in our Year R vegetable patch! We will be looking after the vegetables and watching them grow over the coming weeks and months.

After the Easter holidays, we will be making bug hotels as part of our learning about our woodland habitat. If you have any large 2 litre plastic bottles at home, then please bring them in for us to use to make our bug hotels.

Notices:

- Next week, there will be no P.E. sessions due to other calendar commitments. We will therefore send home P.E. kits this week for a refresh.
- On Tuesday 24th the children will be walking to church for an Easter service.
- On Thursday 26th Year R will be hosting a stay and play from 2-3pm for any grown-ups able to attend. There will be Easter crafts and lots of fun to be had!
- After Easter our P.E. day will be moving to **Thursday**.
- As we move into the Summer term, we are beginning to think about transitions into Year 1. To make this as smooth as possible we will be implementing a few changes. After Easter, the children will be joining KS1 with their morning breaktime outside. We will also be greeting **all** children through the side door (currently used only by NZ class in the mornings). Initially we will have both class teachers at the door in the mornings, then this will move to a rotation of the class teachers.

Phonics

This week we have been:

- practising reading and writing words with the suffixes 'er' and 'ing'

Maths

Next week we will be:

- finding different ways of making and

Topic

Next week we will be:

- finding different insects and bugs in our school woodlands.

<p>(e.g. finger, zooming) as well as compound words (e.g. rooftop, carpark).</p>	<p>partitioning the numbers 6 and 7.</p> <ul style="list-style-type: none">• checking the children's number bond knowledge.	<ul style="list-style-type: none">• drawing different minibeasts and writing facts about them.
--	---	--

Little Wandle - Letters and Sounds

Reception Phonics Home Learning

















Phase 3 - Spring 2 Week 4

Focus - Longer words / Words ending in *-ing* / Compound words

Please support your child to practise and reinforce the phonemes and graphemes we are learning in school. More information and support can be found on the Little Wandle website - <https://www.littlewandlelettersandsounds.org.uk/resources/for-parents/>

Phonemes we will be focusing on this week in school -

 tail in the rain	ai	 sheep in a jeep	ee	 curl the fur	ur	 wear out	ow
 a light in the night	igh	 soap that goat	oa	 being being	oi	 get near to hear	ear
 zoom to the moon	oo	 hook a hook	oo	 chair in the air	air	 a bigger digger	er
 march in the dark	ar	 barn with a horn	or				

We will be reading and writing words. Can you spot segment and blend these words and spot this week's phonemes?

market	wooden	finger	river
looking	waiting	zooming	marching
singing	fighting	winking	farming
farmyard	popcorn	carpark	rooftop

We will be reading sentences. Can you spot any tricky words? Can you segment and blend the words and look out for this week's phonemes?

We are up at night looking at the moon.

It is fun chatting and singing on the rooftop garden.

We will be practising tricky words. Can you spot the tricky part of the word?

he we me be was you they all